


How To Make Adjustments To The Timer Mechanism

Your Culligan® Mark 1000 water conditioner has been programmed by your Culligan dealer to provide you with clean, conditioned water under the most economical conditions for your water supply.

An Adjustment Is Needed When:

1. you must reset the clocks around your home due to a power failure, time change, or other reason. Remember also to reset time-of-day on your water conditioner.
2. you want recharge to occur at a different time than was set at installation. NOTE: recharge should be set for a time when water use is at a minimum. Usually this is in the wee hours of the morning, such as 2:00 a.m.
3. more softening capacity is needed on a continuous basis than was originally set, because of a change in water characteristics. (As the Culligan Mark 1000 water conditioner monitors your water usage, an increase in the daily water consumption should not effect performance. But, you can always initiate a manual regeneration if you feel more soft water is needed.)



ACCESS TO TIMER MECHANISM



Push downward and towards yourself on the center tab of the front panel. The panel will swing down.


FAMILIARIZATION

The Culligan Mark 1000 timer mechanism uses five buttons to access various programming parameters. Button 1 initiates an immediate regeneration. Buttons 2-4 adjust the program cycles such as: time-of-day, time of regeneration, salt dosage, capacity, etc. Button 5 provides the diagnostic display of capacity remaining, time-of-day and water flow rate (if water is being used).

TIME-OF-DAY

Press button 2. The display will momentarily go blank and then the time-of-day will appear. A chevron will appear next to "TIME OF DAY". Press button 3 to increase hours by 1 unit increments. Minutes can be adjusted by pressing button 4.






TIME OF RECHARGE

Press button 2 until the chevron shifts to "TIME OF REG". Just as with the time-of-day adjustment, button 3 will shift the hours while button 4 shifts the minutes.

SALT DOSAGE

The salt dosage is determined based upon your water characteristics and usage. It is regulated by the length of the third regeneration cycle. Before making any adjustments, contact your Culligan dealer for advice on the proper setting. Refer to the Installation and Operating Instructions for the instructions.



MANUAL RECHARGE

The Culligan® Mark 1000 water conditioner will regenerate based on water usage. Under normal operating conditions, a manual regeneration will not be necessary. But if you feel the need for more softening capacity, you can initiate a manual regeneration by pressing button 1. A chevron will appear next to "REG CYCLE". The regeneration will begin within 1 minute. If you accidentally pressed button 1, press it again within 30 seconds. This will cancel the regeneration.

